

Exhibit A



Alabama Secretary of State



Alabama Votes

FAQ

Voters

Candidates

PACs

Public & Media

Contact Us

Unofficial Election Night Results

You may browse through the unofficial county election results listed below.

Statewide Results

County Results

Export Data

2026 PRIMARY ELECTION BALDWIN COUNTY RESULTS

Election results from Baldwin County provided as a service of **Probate Judge Harry D'Olive Jr.** and the county's election team.

Total Ballots Cast: 40,382 Total Registered Voters: 209,943

Voter Turnout: 19.23% Boxes Reported: 100.00%

Last Updated: 05/19/2026 10:26:59 PM

The election results presented on these pages are unofficial and presented as a courtesy of the Alabama Secretary of State and Alabama's Probate Judges. The accuracy of the election results is the responsibility of the Probate Judge for each county reporting.


Page: 1 of 5


<< Prev


Next >>




GOVERNOR (DEM)

Percent Votes




Will Boyd (DEM)  8.37% 554

Jamel J. Brown (DEM)  2.09% 138



Yolanda Rochelle Flowers (DEM)  5.02% 332

Doug Jones (DEM)		81.39%	5,384
Chad "Chig" Martin (DEM)		2.07%	137
Nathan "Nate" Mathis (DEM)		1.06%	70
			<u>6,615</u>








GOVERNOR (REP)

		Percent	Votes
Ken McFeeters (REP)		11.32%	3,697
"Alabama" Will Santivaschi (REP)		5.98%	1,952
Thomas Tuberville (REP)		82.70%	26,997
			<u>32,646</u>





LIEUTENANT GOVERNOR (DEM)

		Percent	Votes
Phillip Ensler (DEM)		61.17%	3,756
Darryl D. Perryman (DEM)		38.83%	2,384
			<u>6,140</u>








LIEUTENANT GOVERNOR (REP)

		Percent	Votes
Wes Allen (REP)		28.28%	8,852
Pat Bishop (REP)		3.81%	1,194
George Childress (REP)		4.00%	1,251
Rick Pate (REP)		6.14%	1,921
Stewart Hill Tankersley (REP)		2.23%	697
Nicole Jones Wadsworth (REP)		7.42%	2,323
John Wahl (REP)		48.12%	15,064
			<u>31,302</u>

UNITED STATES SENATOR (DEM)








		Percent	Votes
Dakarai Larriett (DEM)		31.91%	1,968
Kyle Sweetser (DEM)		21.49%	1,325
Everett Wess (DEM)		26.16%	1,613
Mark S. Wheeler II (DEM)		20.45%	1,261
			<hr/> 6,167

UNITED STATES SENATOR (REP)




		Percent	Votes
Seth Burton (REP)		3.34%	1,048
Dale Shelton Deas Jr. (REP)		3.70%	1,162
Jared Hudson (REP)		18.42%	5,783
Steve Marshall (REP)		17.25%	5,415
Barry Moore (REP)		51.22%	16,080
Morgan Murphy (REP)		1.92%	603
Rodney Walker (REP)		4.16%	1,305


31,396


UNITED STATES REPRESENTATIVE, 1ST CONGRESSIONAL DISTRICT (REP)

		Percent	Votes
Jerry Carl (REP)		48.56%	15,064
James (Jimmy) Dees (REP)		5.06%	1,569
Rhett Marques (REP)		22.40%	6,950
Joshua McKee (REP)		7.50%	2,326
John Mills (REP)		2.92%	906
James Richardson (REP)		2.14%	664
Austin Sidwell (REP)		11.42%	3,542
			31,021

ATTORNEY GENERAL (REP)

		Percent	Votes
Pamela L. Casey (REP)		23.93%	7,336
Jay Mitchell (REP)		30.42%	9,325
Katherine Robertson (REP)		45.65%	13,993

30,654**SECRETARY OF STATE (REP)****Percent Votes**Caroleene Dobson (REP)  70.17% 20,516Christopher Christian
Horn (REP)  20.09% 5,873Glenda S. Jackson (REP)  9.74% 2,847

29,236**STATE TREASURER (REP)****Percent Votes**Young Boozer (REP)  69.08% 20,766Steve Lolley (REP)  30.92% 9,296

30,062

Page: 1 of 5

<< Prev

Next >>

[Alabama Directory](#) - [Online Services](#) - [Alabama.gov](#) - [Statements & Policies](#) - [Feeds](#)
 - [Contact Us](#)

P.O. Box 5616 Montgomery, AL 36103-5616 - Phone: (334) 242-7200 - Fax: (334) 242-4993



Alabama Secretary of State



Alabama Votes

FAQ

Voters

Candidates

PACs

Public & Media

Contact Us

Unofficial Election Night Results

You may browse through the unofficial county election results listed below.

Statewide Results

County Results

Export Data

2026 PRIMARY ELECTION COFFEE COUNTY RESULTS

Election results from Coffee County provided as a service of **Probate Judge Jodee Thompson** and the county's election team.

Total Ballots Cast: 8,542 Total Registered Voters: 39,353

Voter Turnout: 21.71% Boxes Reported: 100.00%

Last Updated: 05/19/2026 09:01:52 PM

The election results presented on these pages are unofficial and presented as a courtesy of the Alabama Secretary of State and Alabama's Probate Judges. The accuracy of the election results is the responsibility of the Probate Judge for each county reporting.


Page: 1 of 3


<< Prev


Next >>




GOVERNOR (DEM)

Percent Votes




Will Boyd (DEM)  14.95% 259

Jamel J. Brown (DEM)  6.29% 109



Yolanda Rochelle Flowers (DEM)  6.87% 119

Doug Jones (DEM)		61.34%	1,063
Chad "Chig" Martin (DEM)		9.17%	159
Nathan "Nate" Mathis (DEM)		1.38%	24
			<u>1,733</u>

GOVERNOR (REP)

		Percent	Votes
Ken McFeeters (REP)		7.52%	498
"Alabama" Will Santivaschi (REP)		4.20%	278
Thomas Tuberville (REP)		88.28%	5,846
			<u>6,622</u>





LIEUTENANT GOVERNOR (DEM)

		Percent	Votes
Phillip Ensler (DEM)		56.08%	913
Darryl D. Perryman (DEM)		43.92%	715
			<u>1,628</u>








LIEUTENANT GOVERNOR (REP)

		Percent	Votes
Wes Allen (REP)	<div><div></div></div>	41.88%	2,681
Pat Bishop (REP)	<div><div></div></div>	2.59%	166
George Childress (REP)	<div><div></div></div>	1.95%	125
Rick Pate (REP)	<div><div></div></div>	5.59%	358
Stewart Hill Tankersley (REP)	<div><div></div></div>	3.30%	211
Nicole Jones Wadsworth (REP)	<div><div></div></div>	4.36%	279
John Wahl (REP)	<div><div></div></div>	40.33%	2,582
			<div>6,402</div>

UNITED STATES SENATOR (DEM)








		Percent	Votes
Dakarai Larriett (DEM)		32.84%	538
Kyle Sweetser (DEM)		12.09%	198
Everett Wess (DEM)		34.62%	567
Mark S. Wheeler II (DEM)		20.45%	335
			<hr/> 1,638

UNITED STATES SENATOR (REP)




		Percent	Votes
Seth Burton (REP)		2.00%	134
Dale Shelton Deas Jr. (REP)		0.91%	61
Jared Hudson (REP)		11.45%	768
Steve Marshall (REP)		8.10%	543
Barry Moore (REP)		75.16%	5,040
Morgan Murphy (REP)		0.57%	38
Rodney Walker (REP)		1.82%	122

6,706

**UNITED STATES REPRESENTATIVE, 1ST CONGRESSIONAL DISTRICT
(REP)**

		Percent	Votes
Jerry Carl (REP)		7.83%	500
James (Jimmy) Dees (REP)		3.16%	202
Rhett Marques (REP)		64.60%	4,125
Joshua McKee (REP)		15.58%	995
John Mills (REP)		3.71%	237
James Richardson (REP)		2.19%	140
Austin Sidwell (REP)		2.91%	186
			6,385

ATTORNEY GENERAL (REP)

		Percent	Votes
Pamela L. Casey (REP)		31.99%	1,998
Jay Mitchell (REP)		37.58%	2,347
Katherine Robertson (REP)		30.42%	1,900

6,245

SECRETARY OF STATE (REP)

Percent Votes

Caroleene Dobson (REP)  57.89% 3,333


Christopher Christian
Horn (REP)  27.95% 1,609

Glenda S. Jackson (REP)  14.16% 815

5,757

STATE TREASURER (REP)

Percent Votes

Young Boozer (REP)  66.54% 4,044

Steve Lolley (REP)  33.46% 2,034

6,078

Page: 1 of 3

<< Prev

Next >>

[Alabama Directory](#) - [Online Services](#) - [Alabama.gov](#) - [Statements & Policies](#) - [Feeds](#)
- [Contact Us](#)

P.O. Box 5616 Montgomery, AL 36103-5616 - Phone: (334) 242-7200 - Fax: (334) 242-4993



Unofficial Election Night Results

You may browse through the unofficial county election results listed below.

- Statewide Results
- County Results
- Export Data

2026 PRIMARY ELECTION COVINGTON COUNTY RESULTS

Election results from Covington County provided as a service of **Probate Judge Stacy Brooks** and the county's election team.

Total Ballots Cast: 6,658 Total Registered Voters: 28,909

Voter Turnout: 23.03% Boxes Reported: 100.00%

Last Updated: 05/19/2026 10:19:34 PM

The election results presented on these pages are unofficial and presented as a courtesy of the Alabama Secretary of State and Alabama’s Probate Judges. The accuracy of the election results is the responsibility of the Probate Judge for each county reporting.

Page: 1 of 3

- << Prev
- Next >>

GOVERNOR (DEM)			
		Percent	Votes
Will Boyd (DEM)	<div></div>	13.36%	113
Jamel J. Brown (DEM)	<div></div>	9.22%	78
Yolanda Rochelle Flowers (DEM)	<div></div>	5.91%	50

Doug Jones (DEM)	<div><div></div></div>	64.18%	543
Chad "Chig" Martin (DEM)	<div><div></div></div>	5.67%	48
Nathan "Nate" Mathis (DEM)	<div><div></div></div>	1.65%	14
			<div></div>

GOVERNOR (REP)

		Percent	Votes
Ken McFeeters (REP)	<div><div></div></div>	7.62%	441
"Alabama" Will Santivaschi (REP)	<div><div></div></div>	4.23%	245
Thomas Tuberville (REP)	<div><div></div></div>	88.15%	5,101
			<div></div>





LIEUTENANT GOVERNOR (DEM)

		Percent	Votes
Phillip Ensler (DEM)	<div><div></div></div>	64.14%	508
Darryl D. Perryman (DEM)	<div><div></div></div>	35.86%	284
			<div></div>








LIEUTENANT GOVERNOR (REP)

		Percent	Votes
Wes Allen (REP)	<div><div></div></div>	51.09%	2,764
Pat Bishop (REP)	<div><div></div></div>	2.66%	144
George Childress (REP)	<div><div></div></div>	1.87%	101
Rick Pate (REP)	<div><div></div></div>	6.52%	353
Stewart Hill Tankersley (REP)	<div><div></div></div>	1.61%	87
Nicole Jones Wadsworth (REP)	<div><div></div></div>	4.10%	222
John Wahl (REP)	<div><div></div></div>	32.14%	1,739
			<div>5,410</div>

UNITED STATES SENATOR (DEM)








		Percent	Votes
Dakarai Larriett (DEM)		25.69%	205
Kyle Sweetser (DEM)		13.53%	108
Everett Wess (DEM)		42.48%	339
Mark S. Wheeler II (DEM)		18.30%	146
			<hr/> 798

UNITED STATES SENATOR (REP)




		Percent	Votes
Seth Burton (REP)		1.66%	94
Dale Shelton Deas Jr. (REP)		0.74%	42
Jared Hudson (REP)		16.24%	918
Steve Marshall (REP)		12.48%	705
Barry Moore (REP)		60.24%	3,404
Morgan Murphy (REP)		0.94%	53
Rodney Walker (REP)		7.70%	435

5,651

**UNITED STATES REPRESENTATIVE, 1ST CONGRESSIONAL DISTRICT
(REP)**

		Percent	Votes
Jerry Carl (REP)		25.58%	1,224
James (Jimmy) Dees (REP)		8.57%	410
Rhett Marques (REP)		26.17%	1,252
Joshua McKee (REP)		11.18%	535
John Mills (REP)		7.73%	370
James Richardson (REP)		6.35%	304
Austin Sidwell (REP)		14.42%	690
			4,785


ATTORNEY GENERAL (REP)


		Percent	Votes
Pamela L. Casey (REP)		41.95%	2,275
Jay Mitchell (REP)		26.00%	1,410
Katherine Robertson (REP)		32.05%	1,738

5,423

SECRETARY OF STATE (REP)

Percent Votes

Caroleene Dobson (REP)  67.55% 3,343


Christopher Christian
Horn (REP)  19.44% 962

Glenda S. Jackson (REP)  13.01% 644

4,949

STATE TREASURER (REP)

Percent Votes

Young Boozer (REP)  69.99% 3,596

Steve Lolley (REP)  30.01% 1,542

5,138

Page: 1 of 3

<< Prev

Next >>

[Alabama Directory](#) - [Online Services](#) - [Alabama.gov](#) - [Statements & Policies](#) - [Feeds](#)
- [Contact Us](#)

P.O. Box 5616 Montgomery, AL 36103-5616 - Phone: (334) 242-7200 - Fax: (334) 242-4993



Alabama Secretary of State


[Alabama Votes](#)
[FAQ](#)
[Voters](#)
[Candidates](#)
[PACs](#)
[Public & Media](#)
[Contact Us](#)

Unofficial Election Night Results

You may browse through the [unofficial](#) county election results listed below.

[Statewide Results](#)
[County Results](#)
[Export Data](#)

2026 PRIMARY ELECTION DALE COUNTY RESULTS

Election results from Dale County provided as a service of **Probate Judge Sharon A. Michalic** and the county's election team.

Total Ballots Cast: 6,439 Total Registered Voters: 36,364

Voter Turnout: 17.71% Boxes Reported: 100.00%

Last Updated: 05/19/2026 09:33:34 PM

The election results presented on these pages are unofficial and presented as a courtesy of the Alabama Secretary of State and Alabama's Probate Judges. The accuracy of the election results is the responsibility of the Probate Judge for each county reporting.

Page: 1 of 2

[<< Prev](#)
[Next >>](#)

GOVERNOR (DEM)

		Percent	Votes
Will Boyd (DEM)	<div><div></div></div>	13.70%	232
Jamel J. Brown (DEM)	<div><div></div></div>	9.15%	155

Yolanda Rochelle Flowers (DEM)	<div><div></div></div>	7.85%	133
Doug Jones (DEM)	<div><div></div></div>	62.22%	1,054
Chad "Chig" Martin (DEM)	<div><div></div></div>	5.37%	91
Nathan "Nate" Mathis (DEM)	<div><div></div></div>	1.71%	29
			<div>1,694</div>

GOVERNOR (REP)

		Percent	Votes
Ken McFeeters (REP)	<div><div></div></div>	7.75%	359
"Alabama" Will Santivaschi (REP)	<div><div></div></div>	4.79%	222
Thomas Tuberville (REP)	<div><div></div></div>	87.46%	4,052
			<div>4,633</div>

LIEUTENANT GOVERNOR (DEM)

		Percent	Votes
Phillip Ensler (DEM)	<div><div></div></div>	54.84%	900

Darryl D. Perryman
(DEM)



45.16% 741

1,641

LIEUTENANT GOVERNOR (REP)


Percent Votes

Wes Allen (REP)



45.54% 2,087

Pat Bishop (REP)




2.40% 110

George Childress (REP)




1.99% 91

Rick Pate (REP)



5.32% 244

Stewart Hill Tankersley
(REP)



1.66% 76

Nicole Jones Wadsworth
(REP)



4.32% 198

John Wahl (REP)




38.77% 1,777

4,583




UNITED STATES SENATOR (DEM)

Percent Votes








Dakarai Larriett (DEM)










32.55% 529

Kyle Sweetser (DEM)		11.63%	189
Everett Wess (DEM)		38.34%	623
Mark S. Wheeler II (DEM)		17.48%	284
			<hr/> 1,625




UNITED STATES SENATOR (REP)

		Percent	Votes
Seth Burton (REP)		1.68%	79
Dale Shelton Deas Jr. (REP)		1.43%	67
Jared Hudson (REP)		11.06%	519
Steve Marshall (REP)		16.56%	777
Barry Moore (REP)		67.08%	3,148
Morgan Murphy (REP)		0.87%	41
Rodney Walker (REP)		1.32%	62
			<hr/> 4,693




**UNITED STATES REPRESENTATIVE, 1ST CONGRESSIONAL DISTRICT
(REP)**

		Percent	Votes
Jerry Carl (REP)		14.29%	620
James (Jimmy) Dees (REP)		5.09%	221
Rhett Marques (REP)		48.43%	2,101
Joshua McKee (REP)		17.61%	764
John Mills (REP)		4.33%	188
James Richardson (REP)		5.60%	243
Austin Sidwell (REP)		4.63%	201
			<hr/> 4,338



ATTORNEY GENERAL (REP)

		Percent	Votes
Pamela L. Casey (REP)		26.82%	1,204
Jay Mitchell (REP)		29.31%	1,316
Katherine Robertson (REP)		43.88%	1,970
			<hr/> 4,490

SECRETARY OF STATE (REP)

		Percent	Votes
Caroleene Dobson (REP)		56.75%	2,330
Christopher Christian Horn (REP)		27.89%	1,145
Glenda S. Jackson (REP)		15.37%	631
			<hr/> 4,106

STATE TREASURER (REP)

		Percent	Votes
Young Boozer (REP)		67.78%	2,960
Steve Lolley (REP)		32.22%	1,407
			<hr/> 4,367

Page: 1 of 2

<< Prev

Next >>

[Alabama Directory](#) - [Online Services](#) - [Alabama.gov](#) - [Statements & Policies](#) - [Feeds](#) - [Contact Us](#)

P.O. Box 5616 Montgomery, AL 36103-5616 - Phone: (334) 242-7200 - Fax: (334) 242-4993



Alabama Secretary of State


[Alabama Votes](#)
[FAQ](#)
[Voters](#)
[Candidates](#)
[PACs](#)
[Public & Media](#)
[Contact Us](#)

Unofficial Election Night Results

You may browse through the [unofficial](#) county election results listed below.

[Statewide Results](#)
[County Results](#)
[Export Data](#)

2026 PRIMARY ELECTION ESCAMBIA COUNTY RESULTS

Election results from Escambia County provided as a service of **Probate Judge Doug Agerton** and the county's election team.

Total Ballots Cast: 5,141 Total Registered Voters: 28,168

Voter Turnout: 18.25% Boxes Reported: 100.00%

Last Updated: 05/19/2026 09:26:05 PM

The election results presented on these pages are unofficial and presented as a courtesy of the Alabama Secretary of State and Alabama's Probate Judges. The accuracy of the election results is the responsibility of the Probate Judge for each county reporting.

Page: 1 of 3

[<< Prev](#)
[Next >>](#)

GOVERNOR (DEM)

		Percent	Votes
Will Boyd (DEM)	<div><div></div></div>	22.14%	372
Jamel J. Brown (DEM)	<div><div></div></div>	9.05%	152

Yolanda Rochelle Flowers (DEM)	<div><div></div></div>	3.75%	63
Doug Jones (DEM)	<div><div></div></div>	62.62%	1,052
Chad "Chig" Martin (DEM)	<div><div></div></div>	1.67%	28
Nathan "Nate" Mathis (DEM)	<div><div></div></div>	0.77%	13
			<div>1,680</div>

GOVERNOR (REP)

		Percent	Votes
Ken McFeeters (REP)	<div><div></div></div>	5.56%	184
"Alabama" Will Santivaschi (REP)	<div><div></div></div>	3.77%	125
Thomas Tuberville (REP)	<div><div></div></div>	90.67%	3,003
			<div>3,312</div>

LIEUTENANT GOVERNOR (DEM)

		Percent	Votes
Phillip Ensler (DEM)	<div><div></div></div>	54.61%	870

Darryl D. Perryman
(DEM)




45.39% 723

1,593

LIEUTENANT GOVERNOR (REP)


Percent Votes

Wes Allen (REP)



33.47% 1,055

Pat Bishop (REP)




2.60% 82

George Childress (REP)



2.73% 86

Rick Pate (REP)



8.82% 278

Stewart Hill Tankersley
(REP)



1.33% 42

Nicole Jones Wadsworth
(REP)



4.22% 133

John Wahl (REP)




46.83% 1,476

3,152




UNITED STATES SENATOR (DEM)

Percent Votes








Dakarai Larriett (DEM)










26.15% 420

Kyle Sweetser (DEM)		10.21%	164
Everett Wess (DEM)		48.32%	776
Mark S. Wheeler II (DEM)		15.32%	246
			<hr/> 1,606




UNITED STATES SENATOR (REP)

		Percent	Votes
Seth Burton (REP)		2.97%	94
Dale Shelton Deas Jr. (REP)		1.58%	50
Jared Hudson (REP)		14.31%	453
Steve Marshall (REP)		24.16%	765
Barry Moore (REP)		49.02%	1,552
Morgan Murphy (REP)		1.11%	35
Rodney Walker (REP)		6.85%	217
			<hr/> 3,166




**UNITED STATES REPRESENTATIVE, 1ST CONGRESSIONAL DISTRICT
(REP)**

		Percent	Votes
Jerry Carl (REP)		72.61%	2,169
James (Jimmy) Dees (REP)		4.69%	140
Rhett Marques (REP)		10.48%	313
Joshua McKee (REP)		3.68%	110
John Mills (REP)		3.31%	99
James Richardson (REP)		2.18%	65
Austin Sidwell (REP)		3.05%	91
			<u>2,987</u>



ATTORNEY GENERAL (REP)

		Percent	Votes
Pamela L. Casey (REP)		20.86%	643
Jay Mitchell (REP)		24.13%	744
Katherine Robertson (REP)		55.01%	1,696
			<u>3,083</u>

SECRETARY OF STATE (REP)

		Percent	Votes
Caroleene Dobson (REP)		73.78%	2,209
Christopher Christian Horn (REP)		16.97%	508
Glenda S. Jackson (REP)		9.25%	277
			<u>2,994</u>

STATE TREASURER (REP)

		Percent	Votes
Young Boozer (REP)		71.53%	2,158
Steve Lolley (REP)		28.47%	859
			<u>3,017</u>

Page: 1 of 3

<< Prev

Next >>

[Alabama Directory](#) - [Online Services](#) - [Alabama.gov](#) - [Statements & Policies](#) - [Feeds](#) - [Contact Us](#)

P.O. Box 5616 Montgomery, AL 36103-5616 - Phone: (334) 242-7200 - Fax: (334) 242-4993



Unofficial Election Night Results

You may browse through the unofficial county election results listed below.

- Statewide Results
- County Results
- Export Data

2026 PRIMARY ELECTION GENEVA COUNTY RESULTS

Election results from Geneva County provided as a service of **Probate Judge Toby Seay** and the county's election team.

Total Ballots Cast: 5,587 Total Registered Voters: 20,499

Voter Turnout: 27.25% Boxes Reported: 100.00%

Last Updated: 05/19/2026 09:22:54 PM

The election results presented on these pages are unofficial and presented as a courtesy of the Alabama Secretary of State and Alabama’s Probate Judges. The accuracy of the election results is the responsibility of the Probate Judge for each county reporting.

Page: 1 of 3

- << Prev
- Next >>

GOVERNOR (DEM)

		Percent	Votes
Will Boyd (DEM)	<div><div></div></div>	13.24%	85
Jamel J. Brown (DEM)	<div><div></div></div>	7.17%	46

Yolanda Rochelle Flowers (DEM)	<div><div></div></div>	6.70%	43
Doug Jones (DEM)	<div><div></div></div>	48.44%	311
Chad "Chig" Martin (DEM)	<div><div></div></div>	7.63%	49
Nathan "Nate" Mathis (DEM)	<div><div></div></div>	16.82%	108
			<div></div> 642


GOVERNOR (REP)

		Percent	Votes
Ken McFeeters (REP)	<div><div></div></div>	6.51%	314
"Alabama" Will Santivaschi (REP)	<div><div></div></div>	3.53%	170
Thomas Tuberville (REP)	<div><div></div></div>	89.96%	4,337
			<div></div> 4,821

LIEUTENANT GOVERNOR (DEM)

		Percent	Votes
Phillip Ensler (DEM)	<div><div></div></div>	60.24%	353

Darryl D. Perryman
(DEM)




39.76% 233

586

LIEUTENANT GOVERNOR (REP)


Percent Votes

Wes Allen (REP)



43.14% 1,954

Pat Bishop (REP)




2.69% 122

George Childress (REP)




3.11% 141

Rick Pate (REP)



7.29% 330

Stewart Hill Tankersley
(REP)



1.37% 62

Nicole Jones Wadsworth
(REP)



4.79% 217

John Wahl (REP)




37.60% 1,703

4,529

UNITED STATES SENATOR (DEM)

Percent Votes

Dakarai Larriett (DEM)










20.50% 122

Kyle Sweetser (DEM)	<div><div></div></div>	14.45%	86
Everett Wess (DEM)	<div><div></div></div>	47.23%	281
Mark S. Wheeler II (DEM)	<div><div></div></div>	17.82%	106
			<div>595</div>




UNITED STATES SENATOR (REP)

		Percent	Votes
Seth Burton (REP)	<div><div></div></div>	1.46%	70
Dale Shelton Deas Jr. (REP)	<div><div></div></div>	0.84%	40
Jared Hudson (REP)	<div><div></div></div>	8.07%	386
Steve Marshall (REP)	<div><div></div></div>	10.26%	491
Barry Moore (REP)	<div><div></div></div>	76.66%	3,668
Morgan Murphy (REP)	<div><div></div></div>	0.73%	35
Rodney Walker (REP)	<div><div></div></div>	1.99%	95
			<div>4,785</div>




UNITED STATES REPRESENTATIVE, 1ST CONGRESSIONAL DISTRICT (REP)

		Percent	Votes
Jerry Carl (REP)		14.45%	624
James (Jimmy) Dees (REP)		6.32%	273
Rhett Marques (REP)		48.55%	2,096
Joshua McKee (REP)		15.91%	687
John Mills (REP)		6.16%	266
James Richardson (REP)		5.37%	232
Austin Sidwell (REP)		3.22%	139
			<u>4,317</u>



ATTORNEY GENERAL (REP)

		Percent	Votes
Pamela L. Casey (REP)		26.99%	1,191
Jay Mitchell (REP)		36.55%	1,613
Katherine Robertson (REP)		36.46%	1,609
			<u>4,413</u>

SECRETARY OF STATE (REP)

		Percent	Votes
Caroleene Dobson (REP)		51.30%	2,054
Christopher Christian Horn (REP)		31.77%	1,272
Glenda S. Jackson (REP)		16.93%	678
			<hr/> 4,004

STATE TREASURER (REP)

		Percent	Votes
Young Boozer (REP)		66.16%	2,900
Steve Lolley (REP)		33.84%	1,483
			<hr/> 4,383

Page: 1 of 3

<< Prev

Next >>

[Alabama Directory](#) - [Online Services](#) - [Alabama.gov](#) - [Statements & Policies](#) - [Feeds](#) - [Contact Us](#)

P.O. Box 5616 Montgomery, AL 36103-5616 - Phone: (334) 242-7200 - Fax: (334) 242-4993



Alabama Secretary of State


[Alabama Votes](#)
[FAQ](#)
[Voters](#)
[Candidates](#)
[PACs](#)
[Public & Media](#)
[Contact Us](#)

Unofficial Election Night Results

You may browse through the [unofficial](#) county election results listed below.

[Statewide Results](#)
[County Results](#)
[Export Data](#)

2026 PRIMARY ELECTION HENRY COUNTY RESULTS

Election results from Henry County provided as a service of **Probate Judge Ray Marler** and the county's election team.

Total Ballots Cast: 4,269 Total Registered Voters: 14,612

Voter Turnout: 29.22% Boxes Reported: 100.00%

Last Updated: 05/19/2026 08:06:42 PM





The election results presented on these pages are unofficial and presented as a courtesy of the Alabama Secretary of State and Alabama's Probate Judges. The accuracy of the election results is the responsibility of the Probate Judge for each county reporting.

Page: 1 of 3




[<< Prev](#)
[Next >>](#)

GOVERNOR (DEM)


		Percent	Votes
Will Boyd (DEM)	<div><div></div></div>	12.72%	129
Jamel J. Brown (DEM)	<div><div></div></div>	12.03%	122

Yolanda Rochelle Flowers (DEM)		7.69%	78
Doug Jones (DEM)		63.31%	642
Chad "Chig" Martin (DEM)		1.87%	19
Nathan "Nate" Mathis (DEM)		2.37%	24
			<hr/> 1,014

GOVERNOR (REP)

		Percent	Votes
Ken McFeeters (REP)		5.63%	178
"Alabama" Will Santivaschi (REP)		3.35%	106
Thomas Tuberville (REP)		91.02%	2,877
			<hr/> 3,161

LIEUTENANT GOVERNOR (DEM)

		Percent	Votes
Phillip Ensler (DEM)		51.73%	479

Darryl D. Perryman
(DEM)



48.27%


447

926

LIEUTENANT GOVERNOR (REP)

Percent **Votes**


Wes Allen (REP)



42.15%

1,272

Pat Bishop (REP)



2.15%

65

George Childress (REP)



1.79%

54

Rick Pate (REP)



9.34%

282

Stewart Hill Tankersley
(REP)



1.46%

44

Nicole Jones Wadsworth
(REP)



4.37%

132

John Wahl (REP)



38.73%


1,169

3,018

UNITED STATES SENATOR (DEM)

Percent **Votes**

Dakarai Larriett (DEM)



32.12%








301

Kyle Sweetser (DEM)	<div><div></div></div>	12.27%	115
Everett Wess (DEM)	<div><div></div></div>	36.18%	339
Mark S. Wheeler II (DEM)	<div><div></div></div>	19.42%	182
			<div></div> 937




UNITED STATES SENATOR (REP)

		Percent	Votes
Seth Burton (REP)	<div><div></div></div>	1.82%	57
Dale Shelton Deas Jr. (REP)	<div><div></div></div>	0.80%	25
Jared Hudson (REP)	<div><div></div></div>	13.64%	427
Steve Marshall (REP)	<div><div></div></div>	10.70%	335
Barry Moore (REP)	<div><div></div></div>	70.16%	2,196
Morgan Murphy (REP)	<div><div></div></div>	0.86%	27
Rodney Walker (REP)	<div><div></div></div>	2.01%	63
			<div></div> 3,130




UNITED STATES REPRESENTATIVE, 1ST CONGRESSIONAL DISTRICT (REP)

		Percent	Votes
Jerry Carl (REP)		12.74%	359
James (Jimmy) Dees (REP)		5.36%	151
Rhett Marques (REP)		52.09%	1,468
Joshua McKee (REP)		12.14%	342
John Mills (REP)		3.87%	109
James Richardson (REP)		10.29%	290
Austin Sidwell (REP)		3.51%	99
			<hr/> 2,818



ATTORNEY GENERAL (REP)

		Percent	Votes
Pamela L. Casey (REP)		21.73%	638
Jay Mitchell (REP)		32.02%	940
Katherine Robertson (REP)		46.25%	1,358
			<hr/> 2,936

SECRETARY OF STATE (REP)

		Percent	Votes
Caroleene Dobson (REP)		55.38%	1,477
Christopher Christian Horn (REP)		31.91%	851
Glenda S. Jackson (REP)		12.71%	339
			<u>2,667</u>

STATE TREASURER (REP)

		Percent	Votes
Young Boozer (REP)		71.14%	2,066
Steve Lolley (REP)		28.86%	838
			<u>2,904</u>

Page: 1 of 3

<< Prev

Next >>

[Alabama Directory](#) - [Online Services](#) - [Alabama.gov](#) - [Statements & Policies](#) - [Feeds](#) - [Contact Us](#)

P.O. Box 5616 Montgomery, AL 36103-5616 - Phone: (334) 242-7200 - Fax: (334) 242-4993



Alabama Secretary of State



Alabama Votes

FAQ

Voters

Candidates

PACs

Public & Media

Contact Us

Unofficial Election Night Results

You may browse through the unofficial county election results listed below.

Statewide Results

County Results

Export Data

2026 PRIMARY ELECTION HOUSTON COUNTY RESULTS

Election results from Houston County provided as a service of **Probate Judge Patrick Davenport** and the county's election team.

Total Ballots Cast: 15,528 Total Registered Voters: 80,142

Voter Turnout: 19.38% Boxes Reported: 100.00%

Last Updated: 05/19/2026 09:15:28 PM

The election results presented on these pages are unofficial and presented as a courtesy of the Alabama Secretary of State and Alabama's Probate Judges. The accuracy of the election results is the responsibility of the Probate Judge for each county reporting.





Page: 1 of 4

<< Prev




Next >>

GOVERNOR (DEM)


		Percent	Votes
Will Boyd (DEM)	<div><div></div></div>	11.29%	482
Jamel J. Brown (DEM)	<div><div></div></div>	9.27%	396

Yolanda Rochelle Flowers (DEM)		8.80%	376
Doug Jones (DEM)		63.50%	2,712
Chad "Chig" Martin (DEM)		3.72%	159
Nathan "Nate" Mathis (DEM)		3.42%	146
			<hr/> 4,271

GOVERNOR (REP)

		Percent	Votes
Ken McFeeters (REP)		6.77%	740
"Alabama" Will Santivaschi (REP)		3.57%	391
Thomas Tuberville (REP)		89.66%	9,807
			<hr/> 10,938

LIEUTENANT GOVERNOR (DEM)

		Percent	Votes
Phillip Ensler (DEM)		49.39%	1,941

Darryl D. Perryman
(DEM)




50.61% 1,989

3,930

LIEUTENANT GOVERNOR (REP)


Percent Votes

Wes Allen (REP)



38.90% 4,105

Pat Bishop (REP)



2.72% 287

George Childress (REP)




2.01% 212

Rick Pate (REP)



7.15% 754

Stewart Hill Tankersley
(REP)



1.93% 204

Nicole Jones Wadsworth
(REP)



4.48% 473

John Wahl (REP)



42.81% 4,517

10,552

UNITED STATES SENATOR (DEM)

Percent Votes

Dakarai Larriett (DEM)










36.31% 1,432

Kyle Sweetser (DEM)	<div><div></div></div>	13.39%	528
Everett Wess (DEM)	<div><div></div></div>	28.58%	1,127
Mark S. Wheeler II (DEM)	<div><div></div></div>	21.73%	857
			<div>3,944</div>




UNITED STATES SENATOR (REP)

		Percent	Votes
Seth Burton (REP)	<div><div></div></div>	1.79%	195
Dale Shelton Deas Jr. (REP)	<div><div></div></div>	1.01%	110
Jared Hudson (REP)	<div><div></div></div>	12.68%	1,380
Steve Marshall (REP)	<div><div></div></div>	10.83%	1,179
Barry Moore (REP)	<div><div></div></div>	71.20%	7,751
Morgan Murphy (REP)	<div><div></div></div>	0.73%	80
Rodney Walker (REP)	<div><div></div></div>	1.76%	192
			<div>10,887</div>




UNITED STATES REPRESENTATIVE, 1ST CONGRESSIONAL DISTRICT (REP)

		Percent	Votes
Jerry Carl (REP)		14.58%	1,451
James (Jimmy) Dees (REP)		5.09%	507
Rhett Marques (REP)		54.42%	5,415
Joshua McKee (REP)		10.90%	1,085
John Mills (REP)		4.65%	463
James Richardson (REP)		6.51%	648
Austin Sidwell (REP)		3.84%	382
			<u>9,951</u>



ATTORNEY GENERAL (REP)

		Percent	Votes
Pamela L. Casey (REP)		20.06%	2,078
Jay Mitchell (REP)		33.13%	3,432
Katherine Robertson (REP)		46.81%	4,849
			<u>10,359</u>

SECRETARY OF STATE (REP)

		Percent	Votes
Caroleene Dobson (REP)		62.38%	5,954
Christopher Christian Horn (REP)		26.01%	2,482
Glenda S. Jackson (REP)		11.61%	1,108
			<u>9,544</u>

STATE TREASURER (REP)

		Percent	Votes
Young Boozer (REP)		69.71%	7,024
Steve Lolley (REP)		30.29%	3,052
			<u>10,076</u>

Page: 1 of 4

<< Prev

Next >>

[Alabama Directory](#) - [Online Services](#) - [Alabama.gov](#) - [Statements & Policies](#) - [Feeds](#) - [Contact Us](#)

P.O. Box 5616 Montgomery, AL 36103-5616 - Phone: (334) 242-7200 - Fax: (334) 242-4993

Exhibit B



Alabama Secretary of State


[Alabama Votes](#)
[FAQ](#)
[Voters](#)
[Candidates](#)
[PACs](#)
[Public & Media](#)
[Contact Us](#)

Unofficial Election Night Results

You may browse through the unofficial county election results listed below.

[Statewide Results](#)
[County Results](#)
[Export Data](#)

2026 PRIMARY ELECTION AUTAUGA COUNTY RESULTS

Election results from Autauga County provided as a service of **Probate Judge Kim Kervin** and the county's election team.

Total Ballots Cast: 11,443 Total Registered Voters: 46,307

Voter Turnout: 24.71% Boxes Reported: 100.00%

Last Updated: 05/19/2026 09:22:54 PM





The election results presented on these pages are unofficial and presented as a courtesy of the Alabama Secretary of State and Alabama's Probate Judges. The accuracy of the election results is the responsibility of the Probate Judge for each county reporting.

Page: 1 of 3




[<< Prev](#)
[Next >>](#)

GOVERNOR (DEM)


		Percent	Votes
Will Boyd (DEM)	<div><div></div></div>	13.30%	438
Jamel J. Brown (DEM)	<div><div></div></div>	7.87%	259

Yolanda Rochelle Flowers (DEM)		5.07%	167
Doug Jones (DEM)		69.78%	2,297
Chad "Chig" Martin (DEM)		2.89%	95
Nathan "Nate" Mathis (DEM)		1.09%	36
			<u>3,292</u>


GOVERNOR (REP)

		Percent	Votes
Ken McFeeters (REP)		7.63%	603
"Alabama" Will Santivaschi (REP)		4.62%	365
Thomas Tuberville (REP)		87.75%	6,934
			<u>7,902</u>

LIEUTENANT GOVERNOR (DEM)

		Percent	Votes
Phillip Ensler (DEM)		61.80%	1,962

Darryl D. Perryman
(DEM)




38.20% 1,213

3,175

LIEUTENANT GOVERNOR (REP)


Percent Votes

Wes Allen (REP)



38.61% 2,955

Pat Bishop (REP)




2.03% 155

George Childress (REP)



1.71% 131

Rick Pate (REP)



15.69% 1,201

Stewart Hill Tankersley
(REP)



5.08% 389

Nicole Jones Wadsworth
(REP)



5.37% 411

John Wahl (REP)




31.51% 2,412

7,654




UNITED STATES SENATOR (DEM)

Percent Votes








Dakarai Larriett (DEM)





30.25% 948

Kyle Sweetser (DEM)		12.80%	401
Everett Wess (DEM)		40.33%	1,264
Mark S. Wheeler II (DEM)		16.62%	521
			<hr/> 3,134




UNITED STATES SENATOR (REP)

		Percent	Votes
Seth Burton (REP)		2.07%	161
Dale Shelton Deas Jr. (REP)		1.41%	110
Jared Hudson (REP)		19.53%	1,519
Steve Marshall (REP)		24.78%	1,927
Barry Moore (REP)		48.71%	3,789
Morgan Murphy (REP)		0.89%	69
Rodney Walker (REP)		2.61%	203
			<hr/> 7,778




**UNITED STATES REPRESENTATIVE, 6TH CONGRESSIONAL DISTRICT
(REP)**

		Percent	Votes
Case Dixon (REP)		23.50%	1,664
Gary Palmer (REP)		76.50%	5,418
			<hr/> 7,082

ATTORNEY GENERAL (REP)

		Percent	Votes
Pamela L. Casey (REP)		22.76%	1,720
Jay Mitchell (REP)		41.43%	3,131
Katherine Robertson (REP)		35.81%	2,706
			<hr/> 7,557

SECRETARY OF STATE (REP)

		Percent	Votes
Caroleene Dobson (REP)		71.29%	5,095
Christopher Christian Horn (REP)		19.70%	1,408
Glenda S. Jackson (REP)		9.01%	644

7,147

STATE TREASURER (REP)

		Percent	Votes
Young Boozer (REP)	<div></div>	77.66%	5,789
Steve Lolley (REP)	<div></div>	22.34%	1,665
			7,454

Page: 1 of 3

<< Prev Next >>

[Alabama Directory](#) - [Online Services](#) - [Alabama.gov](#) - [Statements & Policies](#) - [Feeds](#) - [Contact Us](#)

P.O. Box 5616 Montgomery, AL 36103-5616 - Phone: (334) 242-7200 - Fax: (334) 242-4993



Alabama Secretary of State


[Alabama Votes](#)
[FAQ](#)
[Voters](#)
[Candidates](#)
[PACs](#)
[Public & Media](#)
[Contact Us](#)

Unofficial Election Night Results

You may browse through the unofficial county election results listed below.

[Statewide Results](#)
[County Results](#)
[Export Data](#)

2026 PRIMARY ELECTION BIBB COUNTY RESULTS

Election results from Bibb County provided as a service of **Probate Judge Stephanie Kemmer** and the county's election team.

Total Ballots Cast: 3,849 Total Registered Voters: 14,984

Voter Turnout: 25.69% Boxes Reported: 100.00%

Last Updated: 05/19/2026 10:12:18 PM

The election results presented on these pages are unofficial and presented as a courtesy of the Alabama Secretary of State and Alabama's Probate Judges. The accuracy of the election results is the responsibility of the Probate Judge for each county reporting.

Page: 1 of 3

[<< Prev](#)
[Next >>](#)

GOVERNOR (DEM)

		Percent	Votes
Will Boyd (DEM)	<div><div></div></div>	8.10%	64
Jamel J. Brown (DEM)	<div><div></div></div>	5.70%	45

Yolanda Rochelle Flowers (DEM)	<div><div></div></div>	2.15%	17
Doug Jones (DEM)	<div><div></div></div>	81.65%	645
Chad "Chig" Martin (DEM)	<div><div></div></div>	1.90%	15
Nathan "Nate" Mathis (DEM)	<div><div></div></div>	0.51%	4
			<div></div> 790


GOVERNOR (REP)

		Percent	Votes
Ken McFeeters (REP)	<div><div></div></div>	6.20%	184
"Alabama" Will Santivaschi (REP)	<div><div></div></div>	4.41%	131
Thomas Tuberville (REP)	<div><div></div></div>	89.39%	2,653
			<div></div> 2,968

LIEUTENANT GOVERNOR (DEM)

		Percent	Votes
Phillip Ensler (DEM)	<div><div></div></div>	66.85%	490

Darryl D. Perryman
(DEM)



33.15%


243

733

LIEUTENANT GOVERNOR (REP)

Percent **Votes**


Wes Allen (REP)



57.20%

1,681

Pat Bishop (REP)



1.97%

58


George Childress (REP)



1.19%

35


Rick Pate (REP)



4.05%

119

Stewart Hill Tankersley
(REP)



0.75%

22

Nicole Jones Wadsworth
(REP)



3.16%

93

John Wahl (REP)



31.68%


931

2,939

UNITED STATES SENATOR (DEM)

Percent **Votes**

Dakarai Larriett (DEM)



21.31%



159

Kyle Sweetser (DEM)	<div><div></div></div>	8.85%	66
Everett Wess (DEM)	<div><div></div></div>	50.67%	378
Mark S. Wheeler II (DEM)	<div><div></div></div>	19.17%	143
			<div></div> 746




UNITED STATES SENATOR (REP)

		Percent	Votes
Seth Burton (REP)	<div><div></div></div>	2.83%	82
Dale Shelton Deas Jr. (REP)	<div><div></div></div>	1.28%	37
Jared Hudson (REP)	<div><div></div></div>	33.11%	958
Steve Marshall (REP)	<div><div></div></div>	29.76%	861
Barry Moore (REP)	<div><div></div></div>	30.42%	880
Morgan Murphy (REP)	<div><div></div></div>	1.07%	31
Rodney Walker (REP)	<div><div></div></div>	1.52%	44
			<div></div> 2,893




UNITED STATES REPRESENTATIVE, 6TH CONGRESSIONAL DISTRICT (REP)

		Percent	Votes
Case Dixon (REP)		17.15%	486
Gary Palmer (REP)		82.85%	2,347
			<hr/> 2,833

ATTORNEY GENERAL (REP)

		Percent	Votes
Pamela L. Casey (REP)		20.91%	583
Jay Mitchell (REP)		35.47%	989
Katherine Robertson (REP)		43.62%	1,216
			<hr/> 2,788

SECRETARY OF STATE (REP)

		Percent	Votes
Caroleene Dobson (REP)		65.39%	1,740
Christopher Christian Horn (REP)		22.77%	606
Glenda S. Jackson (REP)		11.84%	315

2,661

STATE TREASURER (REP)

		Percent	Votes
Young Boozer (REP)	<div><div></div></div>	70.85%	1,952
Steve Lolley (REP)	<div><div></div></div>	29.15%	803
			2,755

Page: 1 of 3

<< Prev

Next >>

[Alabama Directory](#) - [Online Services](#) - [Alabama.gov](#) - [Statements & Policies](#) - [Feeds](#) - [Contact Us](#)

P.O. Box 5616 Montgomery, AL 36103-5616 - Phone: (334) 242-7200 - Fax: (334) 242-4993



Alabama Secretary of State


[Alabama Votes](#)
[FAQ](#)
[Voters](#)
[Candidates](#)
[PACs](#)
[Public & Media](#)
[Contact Us](#)

Unofficial Election Night Results

You may browse through the unofficial county election results listed below.

[Statewide Results](#)
[County Results](#)
[Export Data](#)

2026 PRIMARY ELECTION COOSA COUNTY RESULTS

Election results from Coosa County provided as a service of **Probate Judge Richard Dean** and the county's election team.

Total Ballots Cast: 2,371 Total Registered Voters: 8,152

Voter Turnout: 29.08% Boxes Reported: 100.00%

Last Updated: 05/19/2026 09:25:00 PM

The election results presented on these pages are unofficial and presented as a courtesy of the Alabama Secretary of State and Alabama's Probate Judges. The accuracy of the election results is the responsibility of the Probate Judge for each county reporting.

Page: 1 of 2

[<< Prev](#)
[Next >>](#)

GOVERNOR (DEM)

		Percent	Votes
Will Boyd (DEM)	<div><div></div></div>	8.95%	73
Jamel J. Brown (DEM)	<div><div></div></div>	6.37%	52

Yolanda Rochelle Flowers (DEM)	<div><div></div></div>	4.53%	37
Doug Jones (DEM)	<div><div></div></div>	78.19%	638
Chad "Chig" Martin (DEM)	<div><div></div></div>	1.35%	11
Nathan "Nate" Mathis (DEM)	<div><div></div></div>	0.61%	5
			<div>816</div>

GOVERNOR (REP)

		Percent	Votes
Ken McFeeters (REP)	<div><div></div></div>	4.97%	75
"Alabama" Will Santivaschi (REP)	<div><div></div></div>	3.58%	54
Thomas Tuberville (REP)	<div><div></div></div>	91.45%	1,380
			<div>1,509</div>

LIEUTENANT GOVERNOR (DEM)

		Percent	Votes
Phillip Ensler (DEM)	<div><div></div></div>	66.41%	512

Darryl D. Perryman
(DEM)




33.59% 259

771

LIEUTENANT GOVERNOR (REP)

Percent Votes

Wes Allen (REP)




35.21% 514

Pat Bishop (REP)



5.14% 75

George Childress (REP)



1.92% 28

Rick Pate (REP)




8.01% 117

Stewart Hill Tankersley
(REP)




3.01% 44

Nicole Jones Wadsworth
(REP)



4.86% 71

John Wahl (REP)




41.85% 611

1,460




UNITED STATES SENATOR (DEM)

Percent Votes








Dakarai Larriett (DEM)





19.64% 152

Kyle Sweetser (DEM)		9.30%	72
Everett Wess (DEM)		55.30%	428
Mark S. Wheeler II (DEM)		15.76%	122
			<hr/> 774




UNITED STATES SENATOR (REP)

		Percent	Votes
Seth Burton (REP)		3.83%	57
Dale Shelton Deas Jr. (REP)		0.87%	13
Jared Hudson (REP)		26.03%	387
Steve Marshall (REP)		25.96%	386
Barry Moore (REP)		35.44%	527
Morgan Murphy (REP)		0.87%	13
Rodney Walker (REP)		6.99%	104
			<hr/> 1,487




**UNITED STATES REPRESENTATIVE, 6TH CONGRESSIONAL DISTRICT
(REP)**

		Percent	Votes
Case Dixon (REP)		20.48%	292
Gary Palmer (REP)		79.52%	1,134
			<u>1,426</u>

ATTORNEY GENERAL (REP)

		Percent	Votes
Pamela L. Casey (REP)		28.72%	417
Jay Mitchell (REP)		35.95%	522
Katherine Robertson (REP)		35.33%	513
			<u>1,452</u>

SECRETARY OF STATE (REP)

		Percent	Votes
Caroleene Dobson (REP)		66.93%	919
Christopher Christian Horn (REP)		20.98%	288
Glenda S. Jackson (REP)		12.09%	166

1,373

STATE TREASURER (REP)

		Percent	Votes
Young Boozer (REP)	<div><div></div></div>	70.35%	992
Steve Lolley (REP)	<div><div></div></div>	29.65%	418
			1,410

Page: 1 of 2

<< Prev

Next >>

[Alabama Directory](#) - [Online Services](#) - [Alabama.gov](#) - [Statements & Policies](#) - [Feeds](#) - [Contact Us](#)

P.O. Box 5616 Montgomery, AL 36103-5616 - Phone: (334) 242-7200 - Fax: (334) 242-4993



Alabama Secretary of State


[Alabama Votes](#)
[FAQ](#)
[Voters](#)
[Candidates](#)
[PACs](#)
[Public & Media](#)
[Contact Us](#)

Unofficial Election Night Results

You may browse through the unofficial county election results listed below.

[Statewide Results](#)
[County Results](#)
[Export Data](#)

2026 PRIMARY ELECTION ELMORE COUNTY RESULTS

Election results from Elmore County provided as a service of **Probate Judge Jason Britt** and the county's election team.

Total Ballots Cast: 15,968 Total Registered Voters: 63,977

Voter Turnout: 24.96% Boxes Reported: 100.00%

Last Updated: 05/19/2026 09:22:53 PM

The election results presented on these pages are unofficial and presented as a courtesy of the Alabama Secretary of State and Alabama's Probate Judges. The accuracy of the election results is the responsibility of the Probate Judge for each county reporting.

Page: 1 of 3

[<< Prev](#)
[Next >>](#)

GOVERNOR (DEM)

		Percent	Votes
Will Boyd (DEM)	<div><div></div></div>	10.63%	470
Jamel J. Brown (DEM)	<div><div></div></div>	7.60%	336

Yolanda Rochelle Flowers (DEM)	<div><div></div></div>	5.59%	247
Doug Jones (DEM)	<div><div></div></div>	73.07%	3,231
Chad "Chig" Martin (DEM)	<div><div></div></div>	2.56%	113
Nathan "Nate" Mathis (DEM)	<div><div></div></div>	0.57%	25
			<div>4,422</div>


GOVERNOR (REP)

		Percent	Votes
Ken McFeeters (REP)	<div><div></div></div>	7.19%	809
"Alabama" Will Santivaschi (REP)	<div><div></div></div>	3.30%	371
Thomas Tuberville (REP)	<div><div></div></div>	89.52%	10,077
			<div>11,257</div>

LIEUTENANT GOVERNOR (DEM)

		Percent	Votes
Phillip Ensler (DEM)	<div><div></div></div>	58.37%	2,455

Darryl D. Perryman
(DEM)




41.63% 1,751

4,206

LIEUTENANT GOVERNOR (REP)


Percent Votes

Wes Allen (REP)



38.41% 4,216

Pat Bishop (REP)




1.77% 194

George Childress (REP)



1.18% 129

Rick Pate (REP)




14.08% 1,545

Stewart Hill Tankersley
(REP)



7.18% 788

Nicole Jones Wadsworth
(REP)



3.79% 416

John Wahl (REP)




33.60% 3,688

10,976




UNITED STATES SENATOR (DEM)

Percent Votes








Dakarai Larriett (DEM)





37.09% 1,546

Kyle Sweetser (DEM)		12.64%	527
Everett Wess (DEM)		31.45%	1,311
Mark S. Wheeler II (DEM)		18.81%	784
			<hr/> 4,168




UNITED STATES SENATOR (REP)

		Percent	Votes
Seth Burton (REP)		1.53%	171
Dale Shelton Deas Jr. (REP)		1.23%	138
Jared Hudson (REP)		19.66%	2,205
Steve Marshall (REP)		22.93%	2,571
Barry Moore (REP)		51.53%	5,778
Morgan Murphy (REP)		0.79%	89
Rodney Walker (REP)		2.33%	261
			<hr/> 11,213




**UNITED STATES REPRESENTATIVE, 6TH CONGRESSIONAL DISTRICT
(REP)**

		Percent	Votes
Case Dixon (REP)		22.69%	2,308
Gary Palmer (REP)		77.31%	7,862
			<hr/> 10,170

ATTORNEY GENERAL (REP)

		Percent	Votes
Pamela L. Casey (REP)		24.48%	2,656
Jay Mitchell (REP)		41.90%	4,546
Katherine Robertson (REP)		33.62%	3,648
			<hr/> 10,850

SECRETARY OF STATE (REP)

		Percent	Votes
Caroleene Dobson (REP)		75.30%	7,813
Christopher Christian Horn (REP)		16.84%	1,747
Glenda S. Jackson (REP)		7.86%	816

10,376

STATE TREASURER (REP)

		Percent	Votes
Young Boozer (REP)	<div></div>	80.57%	8,659
Steve Lolley (REP)	<div></div>	19.43%	2,088
			10,747

Page: 1 of 3

<< Prev

Next >>

[Alabama Directory](#) - [Online Services](#) - [Alabama.gov](#) - [Statements & Policies](#) - [Feeds](#) - [Contact Us](#)

P.O. Box 5616 Montgomery, AL 36103-5616 - Phone: (334) 242-7200 - Fax: (334) 242-4993



Unofficial Election Night Results

You may browse through the unofficial county election results listed below.

- Statewide Results
- County Results
- Export Data

2026 PRIMARY ELECTION SHELBY COUNTY RESULTS

Election results from Shelby County provided as a service of **Probate Judge Allison Boyd** and the county's election team.

Total Ballots Cast: 39,540 Total Registered Voters: 180,546

Voter Turnout: 21.90% Boxes Reported: 100.00%

Last Updated: 05/19/2026 10:55:27 PM

The election results presented on these pages are unofficial and presented as a courtesy of the Alabama Secretary of State and Alabama’s Probate Judges. The accuracy of the election results is the responsibility of the Probate Judge for each county reporting.

Page: 1 of 4

- << Prev
- Next >>

GOVERNOR (DEM)

		Percent	Votes
Will Boyd (DEM)	<div><div></div></div>	9.15%	1,196
Jamel J. Brown (DEM)	<div><div></div></div>	1.38%	181
Yolanda Rochelle Flowers (DEM)	<div><div></div></div>	3.56%	466

Doug Jones (DEM)	<div><div></div></div>	84.49%	11,045
Chad "Chig" Martin (DEM)	<div><div></div></div>	1.12%	146
Nathan "Nate" Mathis (DEM)	<div><div></div></div>	0.29%	38
			<div>13,072</div>

GOVERNOR (REP)

		Percent	Votes
Ken McFeeters (REP)	<div><div></div></div>	11.76%	3,015
"Alabama" Will Santivaschi (REP)	<div><div></div></div>	4.98%	1,278
Thomas Tuberville (REP)	<div><div></div></div>	83.26%	21,355
			<div>25,648</div>





LIEUTENANT GOVERNOR (DEM)

		Percent	Votes
Phillip Ensler (DEM)	<div><div></div></div>	56.18%	6,954
Darryl D. Perryman (DEM)	<div><div></div></div>	43.82%	5,425
			<div>12,379</div>








LIEUTENANT GOVERNOR (REP)

		Percent	Votes
Wes Allen (REP)	<div></div>	39.14%	9,682
Pat Bishop (REP)	<div></div>	3.47%	858
George Childress (REP)	<div></div>	1.49%	368
Rick Pate (REP)	<div></div>	6.95%	1,720
Stewart Hill Tankersley (REP)	<div></div>	3.67%	909
Nicole Jones Wadsworth (REP)	<div></div>	6.48%	1,603
John Wahl (REP)	<div></div>	38.80%	9,598
			<div></div> <div>24,738</div>

UNITED STATES SENATOR (DEM)

		Percent	Votes
Dakarai Larriett (DEM)		38.08%	4,781
Kyle Sweetser (DEM)		14.47%	1,816
Everett Wess (DEM)		28.47%	3,574
Mark S. Wheeler II (DEM)		18.98%	2,383
			<hr/> 12,554

UNITED STATES SENATOR (REP)


		Percent	Votes
Seth Burton (REP)		2.41%	607
Dale Shelton Deas Jr. (REP)		2.10%	529
Jared Hudson (REP)		36.57%	9,228
Steve Marshall (REP)		24.80%	6,257
Barry Moore (REP)		30.26%	7,634
Morgan Murphy (REP)		1.15%	291
Rodney Walker (REP)		2.71%	685

25,231

UNITED STATES REPRESENTATIVE, 6TH CONGRESSIONAL DISTRICT
(REP)

Percent Votes


Case Dixon (REP)  19.51% 4,845


Gary Palmer (REP)  80.49% 19,983


24,828

ATTORNEY GENERAL (REP)

Percent Votes

Pamela L. Casey (REP)  23.55% 5,770


Jay Mitchell (REP)  37.56% 9,202

Katherine Robertson
(REP)  38.89% 9,529

24,501

SECRETARY OF STATE (REP)

Percent Votes

Caroleene Dobson (REP)  68.49% 15,516

Christopher Christian
Horn (REP)  21.23% 4,809

Glenda S. Jackson (REP)	<div><div></div></div>	10.28%	2,328
			<hr/> 22,653

STATE TREASURER (REP)

		Percent	Votes
Young Boozer (REP)	<div><div></div></div>	71.63%	16,949
Steve Lolley (REP)	<div><div></div></div>	28.37%	6,712
			<hr/> 23,661



Unofficial Election Night Results

You may browse through the unofficial county election results listed below.

- Statewide Results
- County Results
- Export Data

2026 PRIMARY ELECTION CHILTON COUNTY RESULTS

Election results from Chilton County provided as a service of **Probate Judge Jason Calhoun** and the county's election team.

Total Ballots Cast: 7,437 Total Registered Voters: 31,763

Voter Turnout: 23.41% Boxes Reported: 100.00%

Last Updated: 05/19/2026 09:28:17 PM

The election results presented on these pages are unofficial and presented as a courtesy of the Alabama Secretary of State and Alabama’s Probate Judges. The accuracy of the election results is the responsibility of the Probate Judge for each county reporting.

Page: 1 of 2

- << Prev
- Next >>

GOVERNOR (DEM)			
		Percent	Votes
Will Boyd (DEM)	<div></div>	10.75%	121
Jamel J. Brown (DEM)	<div></div>	3.82%	43
Yolanda Rochelle Flowers (DEM)	<div></div>	3.37%	38

Doug Jones (DEM)	<div><div></div></div>	78.06%	879
Chad "Chig" Martin (DEM)	<div><div></div></div>	3.11%	35
Nathan "Nate" Mathis (DEM)	<div><div></div></div>	0.89%	10
			<div>1,126</div>

GOVERNOR (REP)

		Percent	Votes
Ken McFeeters (REP)	<div><div></div></div>	5.55%	341
"Alabama" Will Santivaschi (REP)	<div><div></div></div>	3.81%	234
Thomas Tuberville (REP)	<div><div></div></div>	90.64%	5,571
			<div>6,146</div>





LIEUTENANT GOVERNOR (DEM)

		Percent	Votes
Phillip Ensler (DEM)	<div><div></div></div>	60.96%	637
Darryl D. Perryman (DEM)	<div><div></div></div>	39.04%	408
			<div>1,045</div>








LIEUTENANT GOVERNOR (REP)

		Percent	Votes
Wes Allen (REP)	<div></div>	48.24%	2,821
Pat Bishop (REP)	<div></div>	2.77%	162
George Childress (REP)	<div></div>	1.68%	98
Rick Pate (REP)	<div></div>	7.88%	461
Stewart Hill Tankersley (REP)	<div></div>	1.42%	83
Nicole Jones Wadsworth (REP)	<div></div>	4.29%	251
John Wahl (REP)	<div></div>	33.72%	1,972
			<u>5,848</u>

UNITED STATES SENATOR (DEM)

		Percent	Votes
Dakarai Larriett (DEM)		29.75%	315
Kyle Sweetser (DEM)		13.41%	142
Everett Wess (DEM)		42.21%	447
Mark S. Wheeler II (DEM)		14.64%	155
			<hr/> 1,059


UNITED STATES SENATOR (REP)


		Percent	Votes
Seth Burton (REP)		1.57%	94
Dale Shelton Deas Jr. (REP)		1.64%	98
Jared Hudson (REP)		31.80%	1,902
Steve Marshall (REP)		32.29%	1,931
Barry Moore (REP)		29.26%	1,750
Morgan Murphy (REP)		1.00%	60
Rodney Walker (REP)		2.44%	146

5,981

**UNITED STATES REPRESENTATIVE, 6TH CONGRESSIONAL DISTRICT
(REP)**

Percent Votes

Case Dixon (REP)  16.00% 946

Gary Palmer (REP)  84.00% 4,968


5,914

ATTORNEY GENERAL (REP)

Percent Votes

Pamela L. Casey (REP)  22.53% 1,301


Jay Mitchell (REP)  32.42% 1,872

Katherine Robertson
(REP)  45.05% 2,601

5,774

SECRETARY OF STATE (REP)

Percent Votes

Caroleene Dobson (REP)  63.49% 3,408

Christopher Christian
Horn (REP)  22.88% 1,228

Glenda S. Jackson (REP)	<div><div></div></div>	13.64%	732
			<hr/> 5,368

STATE TREASURER (REP)

		Percent	Votes
Young Boozer (REP)	<div><div></div></div>	70.26%	3,941
Steve Lolley (REP)	<div><div></div></div>	29.74%	1,668
			<hr/> 5,609

Exhibit C



Alabama Secretary of State


[Alabama Votes](#)
[FAQ](#)
[Voters](#)
[Candidates](#)
[PACs](#)
[Public & Media](#)
[Contact Us](#)

Unofficial Election Night Results

You may browse through the unofficial statewide election results listed below.

[Statewide Results](#)
[County Results](#)
[Export Data](#)

2026 PRIMARY ELECTION STATEWIDE RESULTS

Total Ballots Cast: 879,785 Total Registered Voters: 3,805,005

Voter Turnout: 23.12% Counties Reported: 67 of 67

Last Updated: 05/20/2026 11:35:51 AM


The election results presented on these pages are unofficial and presented as a courtesy of the Alabama Secretary of State and Alabama's Probate Judges. The accuracy of the election results is the responsibility of the Probate Judge for each county reporting.

Page: 1 of 23

[<< Prev](#)
[Next >>](#)

GOVERNOR (DEM)

Percent Votes

Will Boyd (DEM)  9.67% 35,267

Jamel J. Brown (DEM)  4.34% 15,808

Yolanda Rochelle Flowers (DEM)	<div><div></div></div>	5.00% 18,230
Doug Jones (DEM)	<div><div></div></div>	78.60%286,612
Chad "Chig" Martin (DEM)	<div><div></div></div>	1.58% 5,765
Nathan "Nate" Mathis (DEM)	<div><div></div></div>	0.81% 2,953
		<div>364,635</div>


GOVERNOR (REP)

		Percent	Votes
Ken McFeeters (REP)	<div><div></div></div>	9.56%	47,166
"Alabama" Will Santivaschi (REP)	<div><div></div></div>	4.96%	24,456
Thomas Tuberville (REP)	<div><div></div></div>	85.48%	421,754
			<div>493,376</div>

LIEUTENANT GOVERNOR (DEM)

		Percent	Votes
Phillip Ensler (DEM)	<div><div></div></div>	57.63%	196,586

Darryl D. Perryman
(DEM)




42.37% 144,512

341,098

LIEUTENANT GOVERNOR (REP)


Percent Votes

Wes Allen (REP)



38.00% 180,292

Pat Bishop (REP)




3.25% 15,405

George Childress (REP)



2.17% 10,318

Rick Pate (REP)



7.29% 34,609

Stewart Hill Tankersley
(REP)



2.85% 13,523

Nicole Jones Wadsworth
(REP)



5.88% 27,907

John Wahl (REP)



40.56% 192,432

474,486

UNITED STATES SENATOR (DEM)

Percent Votes

Dakarai Larriett (DEM)



29.11% 99,033

Kyle Sweetser (DEM)	<div><div></div></div>	13.91% 47,332
Everett Wess (DEM)	<div><div></div></div>	39.57%134,608
Mark S. Wheeler II (DEM)	<div><div></div></div>	17.41% 59,241
		<div>340,214</div>

UNITED STATES SENATOR (REP)

		Percent	Votes
Seth Burton (REP)	<div><div></div></div>	3.14%	15,122
Dale Shelton Deas Jr. (REP)	<div><div></div></div>	2.10%	10,099
Jared Hudson (REP)	<div><div></div></div>	25.63%	123,533
Steve Marshall (REP)	<div><div></div></div>	24.53%	118,233
Barry Moore (REP)	<div><div></div></div>	39.18%	188,825
Morgan Murphy (REP)	<div><div></div></div>	1.34%	6,470
Rodney Walker (REP)	<div><div></div></div>	4.08%	19,670
			<div>481,952</div>



UNITED STATES REPRESENTATIVE, 1ST CONGRESSIONAL DISTRICT (REP)

		Percent	Votes
Jerry Carl (REP)	<div><div></div></div>	40.28%	32,650
James (Jimmy) Dees (REP)	<div><div></div></div>	5.17%	4,187
Rhett Marques (REP)	<div><div></div></div>	31.09%	25,197
Joshua McKee (REP)	<div><div></div></div>	9.03%	7,321
John Mills (REP)	<div><div></div></div>	3.75%	3,042
James Richardson (REP)	<div><div></div></div>	3.51%	2,844
Austin Sidwell (REP)	<div><div></div></div>	7.17%	5,812
			<div>81,053</div>



UNITED STATES REPRESENTATIVE, 3RD CONGRESSIONAL DISTRICT
(REP)

		Percent	Votes
Terri LaPoint (REP)	<div><div></div></div>	16.82%	12,754
Mike Rogers (REP)	<div><div></div></div>	83.18%	63,053
			<div>75,807</div>

UNITED STATES REPRESENTATIVE, 4TH CONGRESSIONAL DISTRICT
(DEM)

		Percent	Votes
Amanda N. Puszczek (DEM)		62.81%	9,642
Shane Weaver (DEM)		37.19%	5,709
			<hr/> 15,351

UNITED STATES REPRESENTATIVE, 4TH CONGRESSIONAL DISTRICT (REP)

		Percent	Votes
Robert B. Aderholt (REP)		77.62%	72,117
Tommy Barnes (REP)		22.38%	20,797
			<hr/> 92,914

Page: 1 of 23

<< Prev

Next >>

[Alabama Directory](#) - [Online Services](#) - [Alabama.gov](#) - [Statements & Policies](#) - [Feeds](#) - [Contact Us](#)

P.O. Box 5616 Montgomery, AL 36103-5616 - Phone: (334) 242-7200 - Fax: (334) 242-4993



Unofficial Election Night Results

You may browse through the unofficial statewide election results listed below.

- Statewide Results
- County Results
- Export Data

2026 PRIMARY ELECTION STATEWIDE RESULTS

Total Ballots Cast: 879,785 Total Registered Voters: 3,805,005
Voter Turnout: 23.12% Counties Reported: 67 of 67
Last Updated: 05/20/2026 11:35:51 AM

The election results presented on these pages are unofficial and presented as a courtesy of the Alabama Secretary of State and Alabama’s Probate Judges. The accuracy of the election results is the responsibility of the Probate Judge for each county reporting.

Page: 2 of 23

- << Prev
- Next >>

UNITED STATES REPRESENTATIVE, 5TH CONGRESSIONAL DISTRICT (DEM)


		Percent	Votes
Jeremy Devito (DEM)	<div></div>	22.33%	10,238
Candice Dollar Duvieilh (DEM)	<div></div>	35.65%	16,345


Andrew Sneed (DEM)  42.03% 19,271

45,854

**UNITED STATES REPRESENTATIVE, 6TH CONGRESSIONAL DISTRICT
(REP)**

Percent Votes

Case Dixon (REP)  18.90% 14,484


Gary Palmer (REP)  81.10% 62,148

76,632

ATTORNEY GENERAL (REP)

Percent Votes

Pamela L. Casey (REP)  25.05% 116,931

Jay Mitchell (REP)  34.41% 160,616

Katherine Robertson
(REP)  40.53% 189,183

466,730

SECRETARY OF STATE (REP)

Percent Votes

Caroleene Dobson (REP)	<div><div></div></div>	65.48%286,914
------------------------	------------------------	---------------

Christopher Christian Horn (REP)	<div><div></div></div>	22.62% 99,108
-------------------------------------	------------------------	---------------

Glenda S. Jackson (REP)	<div><div></div></div>	11.91% 52,173
-------------------------	------------------------	---------------

438,195

STATE TREASURER (REP)

	Percent	Votes
--	---------	-------

Young Boozer (REP)	<div><div></div></div>	68.04%306,295
--------------------	------------------------	---------------

Steve Lolley (REP)	<div><div></div></div>	31.96%143,864
--------------------	------------------------	---------------

450,159

STATE AUDITOR (REP)

	Percent	Votes
--	---------	-------

Derek Chen (REP)	<div><div></div></div>	32.06% 141,651
------------------	------------------------	----------------


Andrew Sorrell (REP)	<div><div></div></div>	67.94%300,160
----------------------	------------------------	---------------

441,811

COMMISSIONER OF AGRICULTURE AND INDUSTRIES (REP)

	Percent	Votes
--	---------	-------

Corey Hill (REP)		35.20% 150,598
------------------	------------------------------------------------------------------------------------	----------------

Christina Woerner McInnis (REP)		34.86% 149,179
------------------------------------	------------------------------------------------------------------------------------	----------------


Jack Williams (REP)		29.94% 128,112
---------------------	------------------------------------------------------------------------------------	----------------

427,889

PUBLIC SERVICE COMMISSION, PLACE 1 (DEM)

	Percent	Votes
--	---------	-------

James O. Gordon (DEM)		57.77% 187,983
-----------------------	------------------------------------------------------------------------------------	----------------


John Northrop (DEM)		15.34% 49,924
---------------------	--------------------------------------------------------------------------------------	---------------

Jeff Ramsey (DEM)		26.89% 87,510
-------------------	--------------------------------------------------------------------------------------	---------------

325,417

PUBLIC SERVICE COMMISSION, PLACE 1 (REP)

	Percent	Votes
--	---------	-------

Matt Gentry (REP)		74.89% 311,845
-------------------	--------------------------------------------------------------------------------------	----------------

Jeremy H. Oden (REP)		25.11% 104,541
----------------------	--------------------------------------------------------------------------------------	----------------

416,386

PUBLIC SERVICE COMMISSION, PLACE 2 (REP)

		Percent	Votes
Priscilla Andrews (REP)	<div></div>	12.38%	52,371
Chris Beeker (REP)	<div></div>	24.54%	103,835
Brent Woodall (REP)	<div></div>	18.24%	77,185
Jim Zig Zeigler (REP)	<div></div>	44.84%	189,724
			423,115
Page: 2 of 23			
<div><< Prev</div> <div>Next >></div>			

EXHIBIT D

ELECTION (REP ONLY)	COUNTY	CD	VOTES
GOVERNOR	BALDWIN	1	32,646
LT. GOVERNOR	BALDWIN	1	31,302
US SENATE	BALDWIN	1	31,396
CONGRESSIONAL DISTRICT 1	BALDWIN	1	31,021
ATTORNEY GENERAL	BALDWIN	1	30,654
SECRETARY OF STATE	BALDWIN	1	29,236
TREASURER	BALDWIN	1	30,062
STATE AUDITOR	BALDWIN	1	28,679
COMR OF AG	BALDWIN	1	29,813
PUBLIC SERVICE COMMISSIONER, PL 1	BALDWIN	1	27,681
PUBLIC SERVICE COMMISSIONER, PL 2	BALDWIN	1	28,645
GOVERNOR	ESCAMBIA	1	3,312
LT. GOVERNOR	ESCAMBIA	1	3,152
US SENATE	ESCAMBIA	1	3,166
CONGRESSIONAL DISTRICT 1	ESCAMBIA	1	2,987
ATTORNEY GENERAL	ESCAMBIA	1	3,083
SECRETARY OF STATE	ESCAMBIA	1	2,994
TREASURER	ESCAMBIA	1	3,017
STATE AUDITOR	ESCAMBIA	1	2,876
COMMISSIONER OF AGRICULTURE	ESCAMBIA	1	2,916
PUBLIC SERVICE COMMISSIONER, PL 1	ESCAMBIA	1	2,811
PUBLIC SERVICE COMMISSIONER, PL 2	ESCAMBIA	1	2,918
GOVERNOR	COVINGTON	1	5,787
LT. GOVERNOR	COVINGTON	1	5,410
US SENATE	COVINGTON	1	5,651
CONGRESSIONAL DISTRICT 1	COVINGTON	1	4,785
ATTORNEY GENERAL	COVINGTON	1	5,423
SECRETARY OF STATE	COVINGTON	1	4,949
TREASURER	COVINGTON	1	5,138
STATE AUDITOR	COVINGTON	1	4,979
COMMISSIONER OF AGRICULTURE	COVINGTON	1	4,887
PUBLIC SERVICE COMMISSIONER, PL 1	COVINGTON	1	4,707
PUBLIC SERVICE COMMISSIONER, PL 2	COVINGTON	1	4,936
GOVERNOR	COFFEE	1	6,622
LT. GOVERNOR	COFFEE	1	6,402
US SENATE	COFFEE	1	6,706
CONGRESSIONAL DISTRICT 1	COFFEE	1	6,385
ATTORNEY GENERAL	COFFEE	1	6,245
SECRETARY OF STATE	COFFEE	1	5,757
TREASURER	COFFEE	1	6,078
STATE AUDITOR	COFFEE	1	5,922
COMMISSIONER OF AGRICULTURE	COFFEE	1	5,910
PUBLIC SERVICE COMMISSIONER, PL 1	COFFEE	1	5,669
PUBLIC SERVICE COMMISSIONER, PL 2	COFFEE	1	5,895
GOVERNOR	GENEVA	1	4,821
LT. GOVERNOR	GENEVA	1	4,529
US SENATE	GENEVA	1	4,785
CONGRESSIONAL DISTRICT 1	GENEVA	1	4,317
ATTORNEY GENERAL	GENEVA	1	4,413
SECRETARY OF STATE	GENEVA	1	4,004
TREASURER	GENEVA	1	4,383
STATE AUDITOR	GENEVA	1	4,260

COMMISSIONER OF AGRICULTURE	GENEVA	1	4,225
PUBLIC SERVICE COMMISSIONER, PL 1	GENEVA	1	3,973
PUBLIC SERVICE COMMISSIONER, PL 2	GENEVA	1	4,177
GOVERNOR	DALE	1	4,633
LT. GOVERNOR	DALE	1	4,583
US SENATE	DALE	1	4,693
CONGRESSIONAL DISTRICT 1	DALE	1	4,338
ATTORNEY GENERAL	DALE	1	4,490
SECRETARY OF STATE	DALE	1	4,106
TREASURER	DALE	1	4,367
STATE AUDITOR	DALE	1	4,225
COMMISSIONER OF AGRICULTURE	DALE	1	4,214
PUBLIC SERVICE COMMISSIONER, PL 1	DALE	1	4,090
PUBLIC SERVICE COMMISSIONER, PL 2	DALE	1	4,257
GOVERNOR	HENRY	1	3,161
LT. GOVERNOR	HENRY	1	3,018
US SENATE	HENRY	1	3,130
CONGRESSIONAL DISTRICT 1	HENRY	1	2,818
ATTORNEY GENERAL	HENRY	1	2,936
SECRETARY OF STATE	HENRY	1	2,667
TREASURER	HENRY	1	2,904
STATE AUDITOR	HENRY	1	2,782
COMMISSIONER OF AGRICULTURE	HENRY	1	2,760
PUBLIC SERVICE COMMISSIONER, PL 1	HENRY	1	2,589
PUBLIC SERVICE COMMISSIONER, PL 2	HENRY	1	2,736
GOVERNOR	SHELBY	6	25,648
LT. GOVERNOR	SHELBY	6	24,738
US SENATE	SHELBY	6	25,231
CONGRESSIONAL DISTRICT 6	SHELBY	6	24,828
ATTORNEY GENERAL	SHELBY	6	24,501
SECRETARY OF STATE	SHELBY	6	22,653
TREASURER	SHELBY	6	23,661
STATE AUDITOR	SHELBY	6	23,073
COMMISSIONER OF AGRICULTURE	SHELBY	6	22,394
PUBLIC SERVICE COMMISSIONER, PL 1	SHELBY	6	21,930
PUBLIC SERVICE COMMISSIONER, PL 2	SHELBY	6	22,335
GOVERNOR	BIBB	6	2,968
LT. GOVERNOR	BIBB	6	2,939
US SENATE	BIBB	6	2,893
CONGRESSIONAL DISTRICT 6	BIBB	6	2,833
ATTORNEY GENERAL	BIBB	6	2,788
SECRETARY OF STATE	BIBB	6	2,661
TREASURER	BIBB	6	2,755
STATE AUDITOR	BIBB	6	2,733
COMMISSIONER OF AGRICULTURE	BIBB	6	2,668
PUBLIC SERVICE COMMISSIONER, PL 1	BIBB	6	2,638
PUBLIC SERVICE COMMISSIONER, PL 2	BIBB	6	2,696
GOVERNOR	CHILTON	6	6,146
LT. GOVERNOR	CHILTON	6	5,848
US SENATE	CHILTON	6	5,981
CONGRESSIONAL DISTRICT 6	CHILTON	6	5,914
ATTORNEY GENERAL	CHILTON	6	5,774
SECRETARY OF STATE	CHILTON	6	5,368

TREASURER	CHILTON	6	5,609
STATE AUDITOR	CHILTON	6	5,546
COMMISSIONER OF AGRICULTURE	CHILTON	6	5,526
PUBLIC SERVICE COMMISSIONER, PL 1	CHILTON	6	5,395
PUBLIC SERVICE COMMISSIONER, PL 2	CHILTON	6	5,490
GOVERNOR	AUTAUGA	6	7,902
LT. GOVERNOR	AUTAUGA	6	7,654
US SENATE	AUTAUGA	6	7,778
CONGRESSIONAL DISTRICT 6	AUTAUGA	6	7,082
ATTORNEY GENERAL	AUTAUGA	6	7,557
SECRETARY OF STATE	AUTAUGA	6	7,147
TREASURER	AUTAUGA	6	7,454
STATE AUDITOR	AUTAUGA	6	7,228
COMMISSIONER OF AGRICULTURE	AUTAUGA	6	7,042
PUBLIC SERVICE COMMISSIONER, PL 1	AUTAUGA	6	6,875
PUBLIC SERVICE COMMISSIONER, PL 2	AUTAUGA	6	6,959
GOVERNOR	ELMORE	6	11,257
LT. GOVERNOR	ELMORE	6	10,976
US SENATE	ELMORE	6	11,213
CONGRESSIONAL DISTRICT 6	ELMORE	6	10,170
ATTORNEY GENERAL	ELMORE	6	10,850
SECRETARY OF STATE	ELMORE	6	10,376
TREASURER	ELMORE	6	10,747
STATE AUDITOR	ELMORE	6	10,352
COMMISSIONER OF AGRICULTURE	ELMORE	6	10,180
PUBLIC SERVICE COMMISSIONER, PL 1	ELMORE	6	9,835
PUBLIC SERVICE COMMISSIONER, PL 2	ELMORE	6	10,052
GOVERNOR	COOSA	6	1,509
LT. GOVERNOR	COOSA	6	1,460
US SENATE	COOSA	6	1,487
CONGRESSIONAL DISTRICT 6	COOSA	6	1,426
ATTORNEY GENERAL	COOSA	6	1,452
SECRETARY OF STATE	COOSA	6	1,373
TREASURER	COOSA	6	1,410
STATE AUDITOR	COOSA	6	1,407
COMMISSIONER OF AGRICULTURE	COOSA	6	1,391
PUBLIC SERVICE COMMISSIONER, PL 1	COOSA	6	1,375
PUBLIC SERVICE COMMISSIONER, PL 2	COOSA	6	1,403
GOVERNOR	HOUSTON	6	10,938
LT. GOVERNOR	HOUSTON	6	10,552
US SENATE	HOUSTON	6	10,887
CONGRESSIONAL DISTRICT 6	HOUSTON	6	9,951
ATTORNEY GENERAL	HOUSTON	6	10,359
SECRETARY OF STATE	HOUSTON	6	9,544
TREASURER	HOUSTON	6	10,076
STATE AUDITOR	HOUSTON	6	9,924
COMMISSIONER OF AGRICULTURE	HOUSTON	6	9,636
PUBLIC SERVICE COMMISSIONER, PL 1	HOUSTON	6	9,147
PUBLIC SERVICE COMMISSIONER, PL 2	HOUSTON	6	9,684

EXHIBIT E



Katie Britt ✓

4,122 posts

Follow



Katie Britt ✓ @KatieBrittforAL · May 19




🇺🇸 It's Election Day! 🇺🇸

South Alabama, get out and vote for my friend Rhett Marques for AL-01!
Polls are open 7AM-7PM.

[@RhettforAlabama](#) will work to bring Alabama common sense to
Washington, and we need his help to deliver affordability, safety, and
security for American

[Show more](#)



Rhett Marques for Alabama

